



Choice of Millions of Dentists Worldwide

360 patents worldwide; Exported to 140 countries

WOODPECKER



Scan and log on to website
for more information



Find us on:



Find us on:



Find us on:

Since **1989**



Guilin Woodpecker Medical Instrument Co., Ltd.

Information Industrial Park, Guilin National High-Tech
Zone, Guilin, Guangxi, 541004 P. R. China
Sales Dept.: +86-773-5873196/2350599
After-sales Service Dept.: 0773-5827898
E-mail: woodpecker4@glwoodpecker.com
Website: <http://www.glwoodpecker.com>

EC REP MedNet EC-Rep GmbH
Borkstrasse 10 · 48163 Muenster · Germany

2022 1.0 Edition

CATALOGUE

GUILIN WOODPECKER MEDICAL INSTRUMENT CO., LTD.



National high-tech enterprise
Choice of millions of dentists worldwide

CONTENTS

Prevention product solution 1-14

PT-A	1-2
AP-B AP-A <small>NEW</small>	3-4
AP-H K-Po <small>NEW</small>	5-6
PT3 PT5	7-8

Ultrasonic scaler

U600 LED U6 LED	9-10
UDS-E LED UDS-K LED UDS-J	11-12
UDS-P LED UDS-B UDS-J2 LED	
UDS-A LED UDS-L LED	13-14
UDS-N3 LED UDS-N1 UDS-N2 LED N6 LED	

Endodontic product solution 15-36

Endo motor

Smart A <small>NEW</small>	15-16
Ai-Motor (Yoshi)	17-18
Ai-Motor EndoMatic	19-20
Endo Radar Plus	21-22
MotoPex Endo Smart +	23-24
Endo Pace Endo Free <small>NEW</small>	25-26

Apex locator

Ai-Pex <small>NEW</small>	27-28
Woodpex V Minipex	29-30

Obturation system

Fi-E <small>NEW</small>	31-32
Fi-P & Fi-G	33
R1 Plus Fi-N	34

Endo activator

Endo 1 Talal Tips	35-36
-------------------	-------

Image system product solution 37-42

i-Scan	37-38
Free Scan <small>NEW</small>	39-40
i-Sensor Ai Ray <small>NEW</small>	41-42

Implant and surgery product solution 43-54

Implant motor

Implanter LED Plus	43-44
--------------------	-------

Piezo bone surgery

Surgic Smart <small>NEW</small>	45-46
Surgic Touch	47-48
US-II LED UltraSurgery	49-50

laser

LX 16 Plus LX 16	51-52
------------------	-------

Electric motor

MT2	53-54
-----	-------

Curing light 55-64

O-Star <small>NEW</small>	55-56
i Led II i Led Plus	57-58
X-Cure B-Cure Plus LED.F Plus	59-60
LED.B LED.D LED.C LED.H	61-62
LED.G LED.Q MINIS LED.H ORTHO	63-64

PT-ATM

Dental Scaler and Air Polisher

35 National Patents 5 Invention Patents

Air polishing+ Ultrasonic periodontal treatment +
Endodontic treatment + Implant maintenance
Efficient and comfortable plaque removal



Plaque Control

Small-caliber nozzle, more concentrated air polishing, and more efficient plaque removal
High concentricity of water and air path achieves a good coating of powder by water and reduces the flying of powder.



Three-section Air polishing Handpiece, easier for cleaning

Lightweight handpiece
Longer service life



SUPER PRO 65µm erythritol supragingival powder

Used for removal of biofilm, pigment and soft dirt on the adult supragingival, providing more comfortable treatment coupled with efficient scaling.

The promotion and sale of SUPER and SUPER PRO are not aimed at the following countries: France, Spain, Germany, Switzerland, Norway, Czech Republic, United Kingdom, Italy, Netherlands, Austria, Belgium, Denmark, Turkey, Sweden, Liechtenstein, Japan, and the United States.



FAST 65µm sodium bicarbonate supragingival powder

Used for rapid removal of stubborn pigment, soft dirt and biofilm on the adult gingival.



GENTLE MINI 25µm glycine subgingival powder

25µm glycine is gentle and non-invasive to the soft tissue in the periodontal pocket, and to the gingival, upper jaw as well as dental tissue surface, can be used for maintenance of pediatric teeth, women's teeth, orthodontics, restorations, periodontal and implants.

AP-B

Faster scaling

Dental Scaler and Air Polisher



Faster and more convenient scaling

Optimized piping structure

- New aerodynamic design
- Reduce fluid pressure loss
- Effectively remove plaque and pigment



Two-in-one

Supragingival & subgingival mode

Three-section handpiece design

- Detachable handpiece, easy for negotiation if clog occurs
- Lightweight design for lower hand fatigue

- Small-caliber nozzle More concentrated powder output
- More accurate scaling

Automatic identification of scaling mode

Pick up the Air Polishing Handpiece to automatically enter the Air Polishing Mode

Pick up the Ultrasonic Handpiece to automatically enter the Ultrasonic Scaling Mode



AP-A

More efficient scaling

Dental Air Polisher

Ergonomic design

Fully transparent funnel-shaped powder tank

- Stable powder output
- 360° rotatable, allowing real-time observation of powder flow in the tank

Compact and lightweight

- The main unit weighs only 2kg
- Space-saving base design



AP-A

Dental Air Polishing Handpiece

AP-H & AP-H Plus

Comfortable Clean Lightweight
Easy Cleaning Mode



Supragingival & subgingival mode
Two-in-one



0.7mm small caliber nozzle



Three-section air-polishing
handpiece design



360° rotatable
Pre-bendable subgingival nozzle



Lateral transparent powder
container enables easier
observation of remaining powder



The whole device
weights about 125g

K-Po

Woodpecker brings you a comfortable treatment experience, farewell to the traditional polishing mode.

Wireless handpiece
Dual-control design
Cost-effective
Large-capacity lithium battery



PT 3 main specifications:

Frequency: 28000Hz

Tips hardness: 30HRC

Vibration amplitude: 20~60um

Treatment depth: 14mm

PAINLESS PERIODONTAL TREATMENT DEVICE

Treatment effect:



Implant maintenance P95

Implant cleaning and maintenance



PT 5 main specifications:

Frequency: 28000Hz

Tips hardness: 30HRC

Vibration amplitude: 20~60um

Treatment depth: 14mm

Root canal treatment



ENDO SCALING FAST & COMPLETE



After scaling, there is no smear layer on root canal surface, only a few amount of debris left.

Endo scaling (E60)



For removing the calcification and bad fillings in root canal (E3D)



For removing the calcification in the coronal third of the root canal (P4D)



Looking for root canal orifice (E12D)



Diamond-coated, ball head, for looking for root canal orifice with security, accuracy and efficiency

Root canal retreatment, removing foreign body (E6 E7 E14 E15)



Special material (E6, E7), extremely thin and soft, good conductivity to ultrasound

Elliptical vibration track endows polishing function.



Woodpecker reserves the rights to change the tips configuration without further notice.

U600^{LED} Ultrasonic Scaler

Intelligent power output Experience painless treatment



Supragingival scaling Subgingival scaling Endodontic irrigation



Endodontic irrigation



After ultrasonic irrigation, there is no smear layer on surface but a few amount of dentin debris in the root canal.

Root canal irrigation is the most widely used clinical support methods, its purpose is to remove the substance inside root canal, dissolve diseased tissue, remove pathogenic microorganisms, and remove smear layer. Lubricate the root canal internal wall. During root canal preparation process, prevent the infectious substance from being pushed to the deep part or out of the apical foramen, reducing the risk of instrument fracture in root canal.

Compared with the traditional syringe irrigation, ultrasonic irrigation can better remove bacteria, dentin debris, and smear layer in root canal. And it can well clean special structures such as the lateral branch canal and root canal narrow area. Currently, ultrasonic irrigation is widely used in endodontic therapy in order to receive a better root canal preparation effect.

U6^{LED}

New Era for Scaling

Expert in comfortable scaling

Comfortable Scaling

Integrate supragingival scaling, subgingival scaling, and endodontic treatment into a whole

Microcomputer control and automatic frequency tracking enable more stable performance

Intelligent degenerative system enhances professional operation

Smart touching system makes it easier to operate



Main unit input: ~24V 50Hz

Water pressure: 0.01MPa-0.5MPa

Frequency: 28kHz ±6kHz

Main unit weight: 0.628kg

Dimensions: 175mm×144mm×77mm



Woodpecker reserves the rights to change the tips configuration without further notice.

UDS-E LED



Use of anti-rot material in internal water system enables use of clinical solutions such as hydrogen peroxide, sodium hypochlorite, and chlorhexidine, improving the effect of periodontal treatment and endodontic irrigation dramatically.


Detachable handpiece with light enables better visibility and adopts new sealing technique, bringing patients comfortable scaling.

Automatic degenerative feedback and constant power output brings rather comfortable scaling.



Voltage input: ~220V 50HZ
 Main unit weight: 1.17kg
 Main unit input: ~24V 50HZ 1.3A
 Transformer weight: 1.0kg
 Output power: 38VA
 Frequency: 28kHz ± 3KHz
 Dimensions: 234mmX193mmX109mm

Endodontic irrigation



UDS-P LED

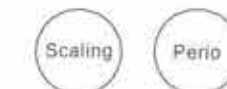


Detachable handpiece with light enables better visibility. Automatic degenerative feedback and constant power output brings rather comfortable scaling.

Voltage input: ~220V 50HZ
 Water pressure: 0.1bar~5bar(0.01MPa~0.5MPa)
 Main unit input: ~24V 50HZ 1.3A
 Main unit weight: 0.68kg
 Output power: 38VA
 Transformer weight: 1.0kg
 Frequency: 28kHz ± 3KHz
 Dimensions: 178mmX145mmX89mm



UDS-B



Sealed handpiece. Automatic degenerative feedback and constant power output brings rather comfortable scaling.

Voltage input: ~220V 50HZ
 Water pressure: 0.1bar~5bar(0.01MPa~0.5MPa)
 Main unit input: ~24V 50HZ 1.3A
 Main unit weight: 0.62kg
 Output power: 38VA
 Transformer weight: 1.0kg
 Frequency: 30kHz ± 3KHz
 Dimensions: 192mmX128mmX78mm



UDS-K LED



Detachable handpiece with light enables better visibility. Microcomputer control, automatic frequency tracking, automatic degenerative feedback and constant power output brings rather comfortable scaling.

Voltage input: ~220V 50HZ
 Water pressure: 0.1bar~5bar(0.01MPa~0.5MPa)
 Main unit input: ~24V 50HZ 1.3A
 Main unit weight: 0.75kg
 Output power: 38UA
 Transformer weight: 1.0kg
 Frequency: 28kHz ± 3KHz
 Dimensions: 170mmX111mmX65mm



UDS-J



Sealed handpiece. Automatic degenerative feedback and constant power output brings rather comfortable scaling.

Voltage input: ~220V 50HZ
 Water pressure: 0.1bar~5bar(0.01MPa~0.5MPa)
 Main unit input: ~24V 50HZ 1.3A
 Main unit weight: 0.80kg
 Output power: 38VA
 Transformer weight: 1.0kg
 Frequency: 30kHz ± 3KHz
 Dimensions: 205mmX135mmX74mm



UDS-J2 LED



Sealed handpiece with light enables better visibility. The handpiece sleeve can be autoclaved, avoiding cross-infection. Three optional colors of handpiece sleeve: green, blue, and purple. Build-in power supply. Automatic degenerative feedback and constant power output brings rather comfortable scaling.

Voltage input: ~220V 50HZ
 Water pressure: 0.1bar~5bar(0.01MPa~0.5MPa)
 Output power: 38VA
 Transformer weight: 1.7kg
 Frequency: 28kHz ± 3KHz
 Dimensions: 190mmX125mmX60mm





UDS-A LED



Detachable handpiece with light enables better visibility.
Automatic degenerative feedback and constant power output brings rather comfortable scaling.

Voltage input: ~220V 50HZ
Water pressure: 0.1bar~5bar(0.01MPa~0.5MPa)
Main unit input: ~24V 50HZ 1.3A
Main unit weight: 0.64kg
Output power: 38VA
Transformer weight: 1.0kg
Frequency: 28kHz ± 3KHz
Dimensions: 196mmX134mmX80mm



UDS-N1

Sealed handpiece;
Microcomputer control and automatic frequency tracking
Automatic degenerative feedback and constant power output brings rather comfortable scaling.
Water pressure: 0.1bar~5bar(0.01MPa~0.5MPa)
Main unit input: ~24V 50HZ
Main unit weight: 0.2kg
Output power: 38VA
Frequency: 28kHz ± 3KHz
Dimensions: 74mmX56mmX38mm



UDS-N1

Match detachable handpiece HW-1



UDS-L LED



Automatic water supply system brings more convenient operation. (Optional)
Detachable handpieces with light enables better visibility. Automatic degenerative feedback and constant power output brings more comfortable scaling.

Voltage input: ~220V 50HZ
Water pressure: 0.1bar~5bar(0.01MPa~0.5MPa)
Main unit input: ~24V 50HZ 1.3A
Main unit weight: 0.73kg
Output power: 38VA
Transformer weight: 1.0kg
Frequency: 28kHz ± 3KHz
Dimensions: 190mmX125mmX60mm



UDS-N2 LED

Detachable handpiece with light
Microcomputer control and automatic frequency tracking
Automatic degenerative feedback and constant power output brings rather comfortable scaling.
Water pressure: 0.1bar~5bar(0.01MPa~0.5MPa)
Main unit input: ~24V 50HZ
Main unit weight: 0.2kg
Output power: 38VA
Frequency: 28kHz ± 3KHz
Dimensions: 74mmX56mmX38mm



UDS-N2 LED UDS-N2

Match detachable handpiece HW-2L Match detachable handpiece HW-3L

UDS-N3 LED

Special design for comprehensive dental chairs
Detachable handpiece with light
Integrate scaling, Endo, and Perio function into a whole.
Microcomputer control and automatic frequency tracking

Water pressure: 0.1bar~5bar(0.01MPa~0.5MPa)
Main unit input: ~24V 50HZ
Main unit weight: 0.2kg
Output power: 38VA
Frequency: 28kHz ± 3KHz
Dimensions: 74mmX56mmX38mm



UDS-N3 LED

Match detachable handpiece HW-5L

UDS-N3

Match detachable handpiece HW-3H

N6 LED

Comfortable Teeth Scaling

Supragingival & Subgingival scaling
Optional Endo function
Detachable metal handpiece prevents crack
Microcomputer control, automatic frequency tracking
30% smaller than the volume of N2, occupying less space of tray in dental chair

Main unit input: ~24V50HZ
Main unit weight: 0.13kg
Output power: 38VA
Frequency: 28KHz ± 3KHz
Dimensions: 59mm × 57mm × 33mm



Smart A

Powerful and intelligent output safeguards your endodontic journey

Smart APP control Multiple devices supported

Bluetooth communication, smart control
Record patient data and store treatment reports in the cloud
Support Smart Watch, Apple iPad, Apple iPhone, Android phones (Huawei, Xiaomi, OPPO, VIVO, Samsung...)



Customized treatment plan Files from different brands available

Files from different brands can be selected from the database to establish a new "CommonFileSystem". The name, file sequence and working parameters of the new file system can be determined as you wish. (The files not in the database can also be added by yourself.)



Voice control by vivi Nearly hands-free

Through the voice command "hi-vivi", you can: Control the device switch and handpiece parameters, Adjust the speed, torque, forward and reverse rotation mode, reciprocating mode, reciprocating angle, file type, etc.



High configuration Regular update

Optional Smart Watch for voice or touch screen control
Regular update of the system and program for timely grasp of the latest file database information.



Cloud storage of treatment report delivers personal customization

Auto storage of basic patient information, treatment data and file usage time
Each dentist can create a personal account
Realize single device with multiple users, but independent information storage



Start measuring and record



Integrated apex locator and record ATR mode



Start treatment and record Continuous mode



File system options

Jointly-developed Advanced device performance + Your exquisite technique = A Perfect Match



COOPERATION WITH SUPREME ENDODONTIST

BB MODE & LB MODE DEVELOPED

BB MODE

The file moves continuously at an angle of 90°, with 1s interval between each movement.
BB is the abbreviation of "block bypass". Sometimes there is dentin debris or pulp residue blocking the apex. This rotation with up and down motion can bypass the block.

LB MODE

The file reciprocates with a difference of 5° between the forward angle and the reverse angle, such as 10°/5°, 15°/10°, 20°/15°, etc., for forward/reverse angles.

LB is the abbreviation of "ledge bypass".

There are many reasons for ledge formation. Ledge bypassing is needed to locate the original root canal. First, make the pre-bent file bypass the ledge. Once the ledge is bypassed, start the switch again to adjust to the continuous motion state.

Impressive reciprocating mode

Adjustable rotation angle in reciprocating mode
Adjustment range: 5°-400°
Adjustment interval: 5°



Ai-Motor

Woodpecker Brushless Endo Motor

REDSIGNED FOR EXPERTS

Dr. Yoshi Terauchi

Customized reciprocating angle

Integrated apex locator mode delivers safety protection

High performance brushless motor

Safe ledge bypassing

Mini contra-angle

Stable operation enables efficient preparation



Yoshi Terauchi

High performance brushless motor

(about 10 times the service life of brush motor)

Stable cutting can still be ensured at the narrow or curved apex.

Reduce the risk of instrument separation and improve preparation efficiency.



Integrated apex locator mode delivers safety protection

Auto start/stop at root canal orifice

Auto slowdown at narrow apex

Auto reverse/stop at apical stop



Apex locator alone mode

Integrated apex locator mode

Mini contra-angle

Easier preparation of posterior teeth
Clearer and broader surgical field.

8.0 mm Diameter 9.7 mm Height 360° Rotatable contra-angle



Safe ledge bypassing

Perform "watch-winding" motion at a fixed 90° before the ledge is bypassed, and reciprocate at a fixed forward 180° and reverse 90° after the ledge is bypassed.

The speed and torque can be adjusted within the range of 100-500rpm and 2.0-5.0N.cm respectively, enabling safer preparation.



Stable operation enables efficient preparation



Customized reciprocating angle

Adjustable rotation angle in reciprocating mode.

20°-400°
Adjustment range

10°
Adjustment interval



1st Brushless ENDO MOTOR

Ai-Motor

Super mini head & Slim neck
Stronger power
Precise rotation
Lower noise
Balanced Weight



Speed range : 100-1200 RPM
Torque range : 0.4-5.0N-cm
Reciprocating angle
adjustment range : 20°-400°

ENDOMATIC

Cordless Endo Motor with
combined length determination

Maximum compatibility

Wide torque and speed range make it
compatible with various file systems.

Speed range : 100-1000 RPM

Torque range : 0.4-5.0 N.cm



Integrated length determination

All-angle OLED screen

Adjustable Contra-angle



Speed range : 100-1000 RPM
Torque range : 0.4-5.0N-cm

Endo Radar PLUS

New generation desk-type Brushless Endo Motor
Bring you a new experience in root canal treatment

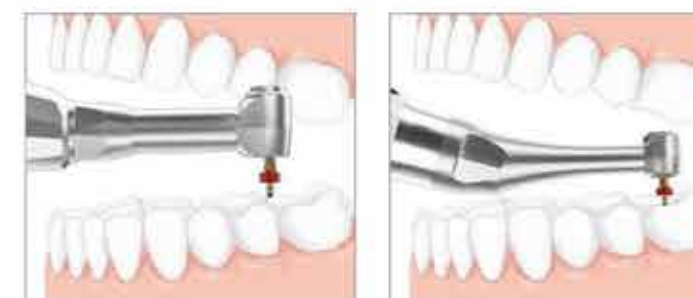


Speed range : 100-1200 RPM
Torque range : 0.4-5.0N·cm
Reciprocating angle
adjustment range : 20°-400°

6:1 Super mini contra-angle

Outcome of craftsmanship

Super mini contra-angle allows clearer operation field



Normal Contra angle head & neck

Woodpecker Contra angle
Super Mini head & Slim neck

Full touch button design, HD LCD display

Touchable intelligent panel is smooth and easy to clean.
The panel can be illuminated, thus the buttons are easy to identify.
Clear display offers simple and clear information feedback.



Wireless connection

Use wireless signal to control the handpiece, realizing flexible operation without restraint of tail cord.
Light and small handpiece makes holding comfortable.

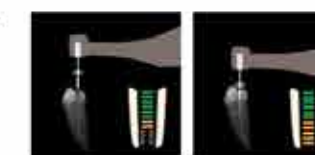
Wireless charging Long time of endurance

Adopt wireless charging design for handpiece. Put the handpiece on the main unit for charging. Built-in 2000mAh large capacity rechargeable lithium battery, One charge for longtime operation.



Built-in Apex locator

Integrated length determination makes endodontic treatment safer and more efficient. Realize real-time display of file location in canal. Automatically stops or reversely rotates as soon as the file reaches the apical stop, so as to prevent perforation. Auto Start and Auto Stop functions respectively enable motor to automatically start while the file gets in canal and stop when it is out.



1st Brushless ENDO MOTOR

MotoPex

Super mini head & Slim neck
Stronger power
Precise rotation
Lower noise
Balanced Weight



Speed range : 100-1200 RPM
Torque range : 0.4-5.0N·cm
Reciprocating angle
adjustment range : 20°-400°

Endo Smart +

New generation **Brushless Endo Motor**
Bring you a new experience in root canal treatment



- Apical Action Reverse Auto Apical Reverse / Stop
- Auto Start ON Auto Start
- Auto Stop OFF Auto Stop
- Apical Slow Down ON Auto Apical Slow Down

Speed range : 100-1200rpm
Torque range : 0.4-5.0N·cm
Reciprocating angle
adjustment range : 20°-400°

6:1
Super mini contra-angle
Combined length determination mode

Woodpecker Brushless Endo Motor

Endo Pace

- **Lightweight handpiece**
Easy preparation
- **Brushless motor**
Strong power
- **10 times the service life of brush motor**



Woodpecker Brushless Endo Motor

Endo Free

- **Lightweight handpiece**
Easy preparation
- **Brushless motor**
Strong power
- **10 times the service life of brush motor**



Ai-Pex



THE MAIN TECHNICAL SPECIFICATIONS

Working time: 5h20min

Charging time: 3h

Battery: 3.7V/2000mAh

Input: ~100V-240V 50Hz/60Hz 0.4A

Consumption power: $\leq 0.5W$

Screen: 3.8-inch LCD screen

File clip $\times 4$ (Coated with biological silica gel)

Lip hook $\times 5$ (Made of medical-grade stainless steel)

Apex locator probe $\times 2$

Pulp vitality probe $\times 2$

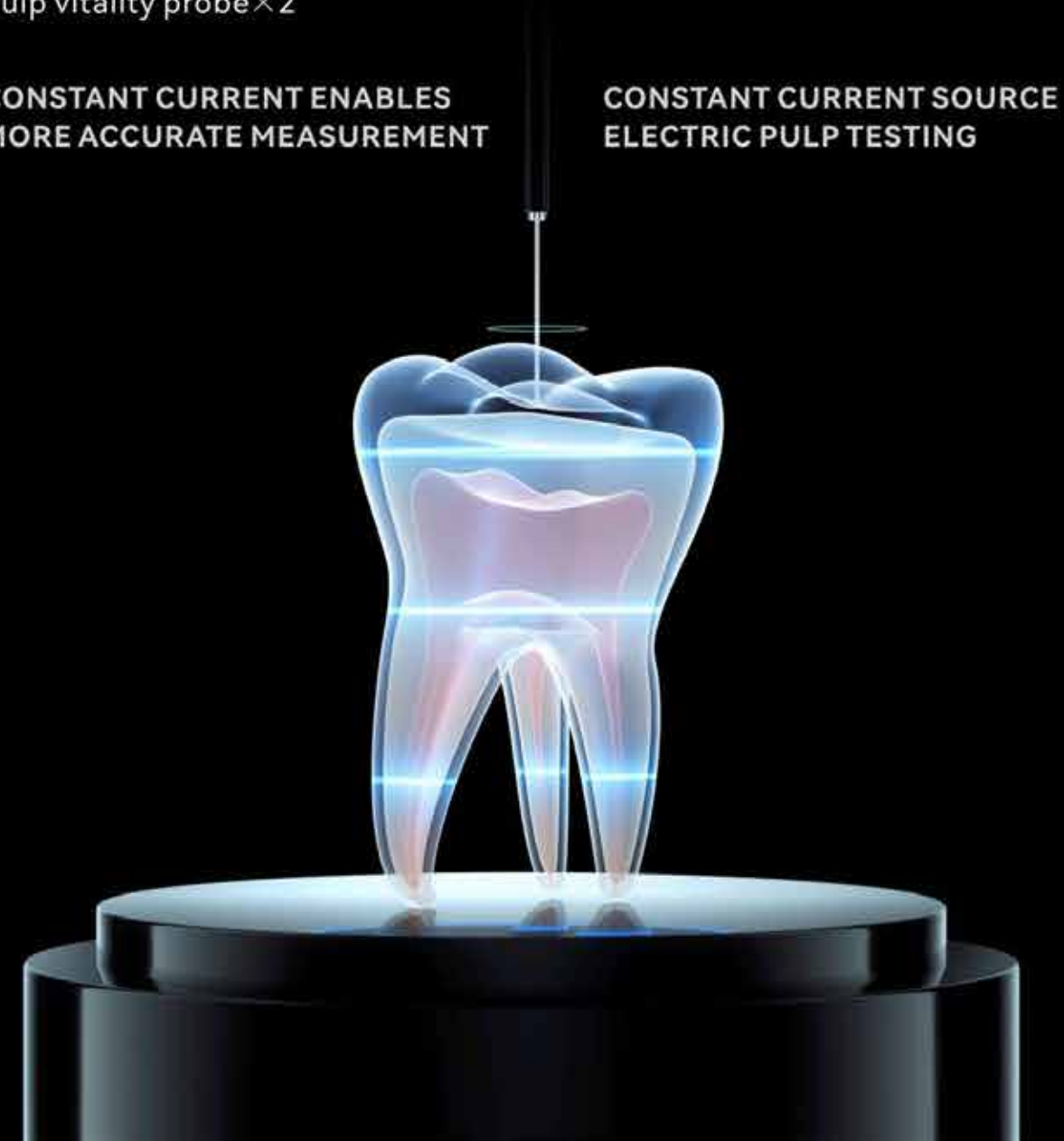
CONSTANT CURRENT ENABLES MORE ACCURATE MEASUREMENT

OPERATION CONDITION

Environment temperature: $+5^{\circ}C \sim +40^{\circ}C$

Relative humidity: 30%~75%

Atmosphere pressure: 70kPa~106kPa





APEX LOCATOR WOODPEX V

17 National Patents 5 Invention Patents



Apex locating and preparation Two-in-one

Be able to connect compatible Endo Motor to realize real-time data transmission.
Simultaneously realize apex locating and root canal preparation.

Minipex

small size
High precision



Fi-E

Gutta Percha
Obturation Device



Reusable injection needle

360° rotatable

The gutta-percha bar is directly loaded into the injection needle.

There is no gutta-percha residue inside the machine, making it easier to clean.

The gutta-percha bar can be replaced at any time without waiting for the internal cooling of machine.

Dual button design

Symmetrically-designed dual injection buttons, sensitive and convenient.

Compact and lightweight Easier to hold

Diameter: 26mm*26mm

Length: 200mm

Weight: 148g

Wireless and electric

Perfect gutta-percha fluidity, uniform and smooth gutta-percha output without bubbles.

Easier than traditional manual gutta-percha injection to relieve hand fatigue for the operator.

Eliminate surgical hazards caused by gutta-percha leakage and overflow.

Maintenance-free thanks to automatic cleaning of remaining gutta-percha.



Fi-G Fi-P

Fi-G enables the shortest heating and melting time within 15s

Fi-G: Time for 0°C-230°C (S)

Woodpecker	Korean B brand	Chinese C brand	Chinese D brand
15	24	51	56

Fi-P

0.2 second heating time
High-performance conversion system ensures the efficient cutting



0.35mm bondable tip
Thinner tips can penetrate deep into the narrow root canal, providing you a better treatment effect.



High precision temperature control
Constant temperature prevents scalding



Fi-G

Quick heating within **15 seconds** reduces time for waiting and increases your working efficiency.

0.5mm injection needle
Easy to reach the apical 3mm of canal brings better filling.



Prevent gutta-percha leakage
360 rotatable needle
Optimized structure, 360° uniform rotation, effectively avoiding gutta-percha leakage.



R1 Plus (No CE) Gutta-percha Cutter



Fi-N (No CE) Plugger



Endo 1

Ultrasonic Endo Activator

Autoclavable handpiece head

Detachable handpiece head

Can be autoclaved under high temperature of 134°C and high pressure of 0.22Mpa

Prevent cross infection and enable safer treatment



E93 (Anti-breakage)

Unique root breakpoint design enables safer separation of devices



E96 (Bendable)

Can be pre-bent slightly according to the root canal shape



E98 (High-power)

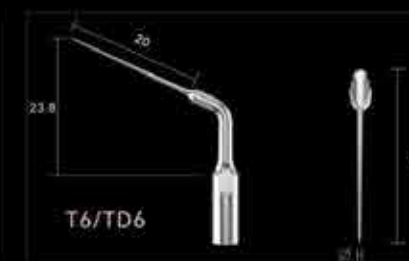
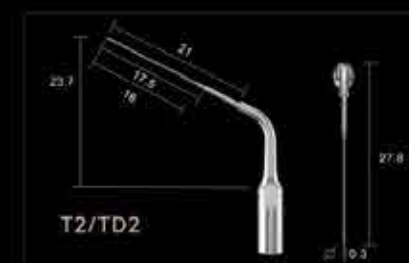
The super ultrasonic conduction effect of Ni-Ti makes the irrigation effect stronger

Dr. Talal's Endo Kit

Endodontic Ultrasonic Tips
By Dr. Talal Al-Nahlawi



One kit include:
6pcs tips, 1pcs tip holder,
1pcs wrench, 6pcs U file



Dr. Talal's Endo Kits
Demo Videos


i-Scan

Wireless Image Plate Scanner



Powerful processing capability

8-core CPU (containing 4 Arm Cortex-A53s, 1 Arm Cortex-M4F, 1 GPU, 1 VPU, and 1 FPU) developed with 14nm LPC FinFET advanced process technology, and FPGA used as a coprocessor, bring a smoother image processing experience thanks to more powerful processing capability.



Powerful algorithm

One-click ultra-clear algorithm
Multi-level structure image algorithm framework enhances the details of super-resolution images.



Ultra-high performance

8-core CPU developed with 14nm advanced LPC FinFET process technology
FPGA used as a coprocessor
Over 100 million data acquired per dental film
Bring a smoother image processing experience



Super screen

7-inch 800*1280 ultra-high resolution capacitive touch screen
Realize the analysis of images with clear details on the i-Scan and computer ensuring the reliable diagnosis basis for dentists.

Powerful software

One-click installation, easy operation and all-round function
Professional and accurate image processing and intelligent image optimization
Support for multiple languages



Flexible and compact

Covering only 0.13 m², the powerful, full-featured and compactly-designed i-Scan can be set up in dental clinics efficiently, easy for direct use beside the chair.



Ultra-thin and flexible plate

Imported ultra-thin imaging plate can be reused more than 1000 times.
The imaging plate is only 0.4mm in thickness, softer than conventional films.
A total of 4 size (0-3) intraoral imaging plates can be used on i-Scan, allowing the photographing of various tooth positions.



Scan and see

One-click starting, scanning and imaging viewing
Chairside mode eliminates the restraint of computer or internet
Capacitive touch screen enables accurate and sensitive image processing and data management



Free Scan Imaging Plate Scanner

Bringing you a fully-controlled
and intelligent image viewing experience

Specifications

Imaging plate sizes: 0; 1; 2; 3

Grayscale: 65536 levels (16Bit)

Theoretical resolution: 17lp/mm

Connection mode: USB

Working mode: Online mode

Remarkable imaging sharpens each detail

25um scanning accuracy.

17LP/mm+65535 grayscale detail recognition ability.

Clear details and image processing make diagnosis and treatment more effective.

Easy to operate

One-button start for scanning.

120-second autolock

to keep data safe.

Advanced algorithm leads to intelligence

Multi-layered structural image algorithm framework enhances the details of super-resolution images.

Multi-mode processing algorithm to meet the image viewing habits of different doctors.

Quick image viewing

Imported ultra-thin imaging plate has moderate thickness to keep oral cavity comfortable.

The 0-3 size imaging plates are available for photographing all tooth positions.

Powerful chip Intelligent scanning

FPGA chip accelerates data acquisition.

Support image viewing on mobile phones, tablets, and computers.

Exclusive image viewing software.

Greatly facilitate image viewing and processing.

Real-time intelligent dose analysis Safe dental film photographing

Appropriate dose.

Accurately record the dose value for each photographing.

Timely reminder of exposure dose for clear images.

Ensure secure photographing.

Too low dose

Too high dose

Appropriate dose



Good-looking and handy

Compacted size of 0.046m² and space-saving position

The silver-black scheme is suitable for upscale and official occasions.

The compacted size of 0.046 m² remains full-fledged Standing nearby armchair to safeguard your teeth





i-Sensor

Clearer & More durable



Type	i-Sensor H1	i-Sensor H2
Mechanical Size	25.0*36.8*4.4	30.4*41.9*4.4
Detector Technology	APS CMOS	APS CMOS
Scintillator	CsI	CsI
Pixel Matrix	1000*1500	1300*1800
Theoretical Resolution	25lp/mm	25lp/mm
True Resolution	20lp/mm	20lp/mm
Active Area	20*30	30*36
AD Conversion(bit)	16	16
Data Interface	USB 2.0	USB 2.0
Protection	IP68	IP68

Ai Ray

Dental X-Ray Device



Implanter LED Plus

Swiss Motor

5.5N.cm motor torque can guarantee 80N.cm torque output

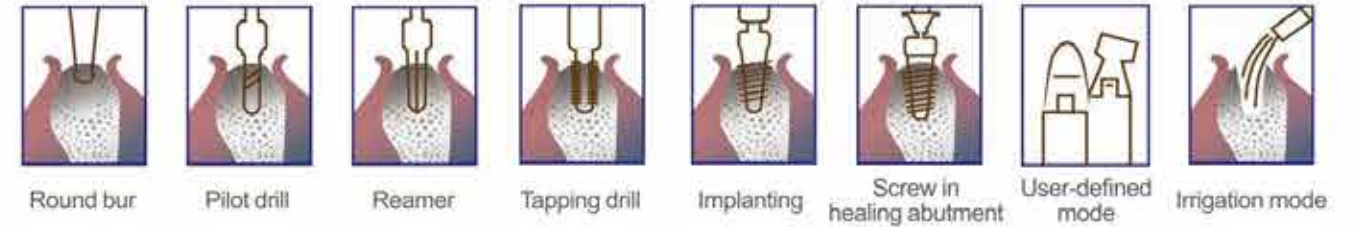
Germany bearing (Optional)

The swing amplitude of contra-angle is less than 0.02mm.



Simulated implanting procedures

Preset parameter of each procedure eliminates extra setting during operation.



Better Holding Feeling

Ergonomic design of contra-angle balances with the weight of motor, guaranteeing better holding.



Smart touching system

7 inches LCD screen

Ultrasensitive touch control

Match contra-angles of different gear ratio

16:1 20:1 27:1 1:1 1:2 1:3 1:5



Speed range
300-40,000rpm



Torque range (20:1)
5N.cm-80N.cm



Maximum water volume
110ml/min



Motor size
φ 23.4mm*L91mm



Motor weight
140g

Surgic Smart

Woodpecker Piezo Bone Surgery



Sterilizable water pipe

External handpiece for easy disassembly and maintenance
Autoclavable



Multi-function foot pedal

Control of multiple functions
One-button rinse mode

Ultra-quiet peristaltic pump

Continuous and precise flow control; direct water flow to the tip end; efficient cooling
More silent and stable



STRONG POWER

Smart control system

Automatic identification of different bone quality and strength to perform power adjustment, achieving the optimal output
Easy and effort-saving for doctors
Less noise at work



Strong power

Strong power, no handpiece overheating, thanks to:
New enhanced handpiece
Advanced sensing technology
Smart control system

NEWLY UPGRADED

Efficient

Woodpecker fourth generation of Piezo Bone Surgery, with greatly improved cutting efficiency than the third generation

User-friendly

New operation interface,
more convenient for doctors to use

Intelligent

The intelligent system will automatically adjust to the most appropriate output power according to the operation situation to avoid overheating



SURGIC TOUCH

Comparison of cutting efficiency with other famous brands



Clinical application

Minimally invasive tooth extraction, Intralift, Sinus Lift, Alveoloplasty, apical cyst extraction, Crown Extension, Crest splitting, etc.

Multi-function Foot Pedal

Equip device with multi-function foot pedal, which makes it easy to control water flow, working mode, and power, simplifying operation procedures and realizing efficient operation.

WOODPECKER

3RD

GENERATION OF ULTRASURGERY

Without hurt to soft tissue

Selective cutting will not hurt soft tissue. Ultrasonography vibrating frequency is 24 - 29.5KHZ which enables effectively cutting and reduces risk of hurting soft tissue.

Minimally invasive cutting

Minimally invasive selective cutting
Without hurt to soft tissue

Detail Matters

Handpiece tail cord and pump tube can be autoclaved to avoid bacterial infection. High power LED driving technology brings clear operation vision.



7-inch Touching Screen

Abandoning the previous button operation settings, innovatively adopting 7-inch screen.

While clearly displaying information, operate directly by tapping the screen.

US-II LED

Woodpecker core technology, reliable cutting efficiency professor

NEWLY DEVELOPED HANDPIECE

Developed internal structure: handpiece and tip are more compatible, with steady output

Developed packaging technology: more stable after UHT sterilization, with constant quality

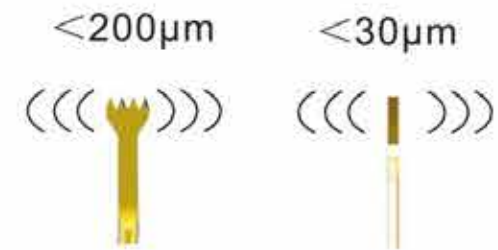


Technical parameters

Power input 100 - 240V - 50Hz/60Hz 800mA (max)
 Frequency 24kHz - 36kHz
 Power output 5W - 35W
 Main unit weight 3.1kg
 Dimensions 330mm x 254mm x 167mm

UltraSurgery

Excellent Performance



Minimally invasive cutting

Ultrasurgery tip vibration accuracy is of micrometer level. During operation, gripping requires only a small force, and there is no cutting trajectory limit.

Radial amplitude : 20-200µm Transverse amplitude : < 30µm



LX16 Plus

Innovative Three Wavelengths Blue Semiconductor Laser Therapy Device

- Wavelengths & optical power:
 - 450 ± 20 nm : Pmax=3W
 - 650 ± 20 nm : Pmax=200mW
 - 976 ± 20 nm : Pmax=5W
- Laser system:
 - 450 nm: Class IV;
 - 976 nm: Class IV;
 - 650 nm: Class II
(according to IEC 60825-1)
- Emission modes:
 - CW (continuous wave), chopped 1 Hz to 20 kHz
- Aiming beam:
 - 650 ± 20 nm / Pmax<5mW
- Battery:
 - 11.1V 2600mAh x2 (57.7Wh)

LX16

A New Generation Of High Power Dental Diode Lasers

- Wavelengths & optical power:
 - 976 ± 20 nm : Pmax=5W
 - 650 ± 20 nm : Pmax=200mW
- Laser system:
 - 976 nm: Class IV;
 - 650 nm: Class II
(according to IEC 60825-1)
- Emission modes:
 - CW (continuous wave), chopped 1 Hz to 20 kHz
- Aiming beam:
 - 650 ± 20 nm / Pmax<5mW
- Battery:
 - 11.1V 2600mAh x2 (57.7Wh)



Wide scope of application

Can be used for the fields of dental soft tissue surgery, endodontic sterilization, periodontal sterilization, peri-implantitis, low intensity laser therapy, oral ulcer, and teeth whitening.

Remarkable treatment effect: There is basically no bleeding during operation, maximally minimizing the postoperative swelling, reducing pain of patients, and accelerating the recovery.

All accessories available





MT2

Woodpecker
Dental Electric Motor

Refined trimming
Faster tooth preparation
More powerful crown-splitting



Imported German bearing
Low vibration enables
more precise tooth preparation

Imported German bearing
Stable and precise cutting
Guarantee stable speed and torque output



High performance brushless motor
with greater torque and lower noise

Lower noise and faster tooth preparation.
Low abrasion, low heat generation and longer service life.



Four-hole water spray

Concentrated water output, better cooling effect.
Stable output effectively reduces aerosol,
ensuring safer treatment environment.



One button control

More convenient and easier operation



Preparation with
turbine handpiece
Rough surface with pits

Preparation with
electric handpiece
Smooth surface without scratch

Minimally invasive repairing
precise teeth preparation

Compared with turbine handpiece, it has larger
clamping force and can grasp the bur tighter.
Effectively improve the precision
of trimming and tooth preparation.

O-STAR

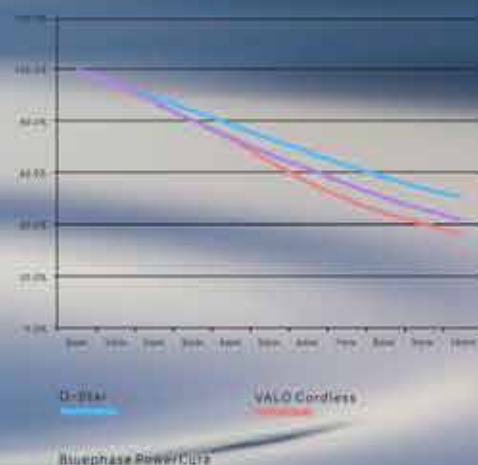
7 Modes in total

Unprecedented Curing Light incorporating various strengths.

Charging base with built-in light meter



Less light loss



7 MODES TO FULLY MEET A VARIETY OF CLINICAL NEEDS

Normal Mode

Constant light intensity: 1000-1200 mW/cm²
Suitable for most treatment scenarios, such as fillings, restorations, etc.
Time setting: 5s, 10s, 15s, 20s

High Mode

Constant light intensity: 1800-2000 mW/cm²
Suitable for quick curing, ensuring enough curing depth.
Time setting: 3s, 5s

Turbo Mode

Time setting: 1s, 3s
2700-3000 mW/cm²
Ultra-high light intensity enables 1 sec curing of 2mm resin.

Ortho Mode

Time setting: 3s*5, 3s*10
2700-3000 mW/cm²
High light intensity with strong penetrability, especially suitable for orthodontic bracket bonding

Soft Mode

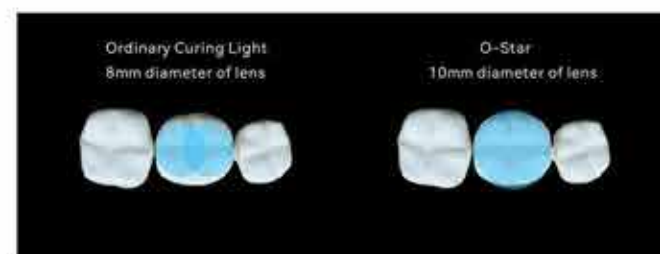
Light intensity is gradually increased from 0 to 1200 mW/cm²
Time setting: 5s, 10s, 15s, 20s
Effectively reduce the shrinkage rate of resin;
Lower the risk of microleakage

Pulse Mode

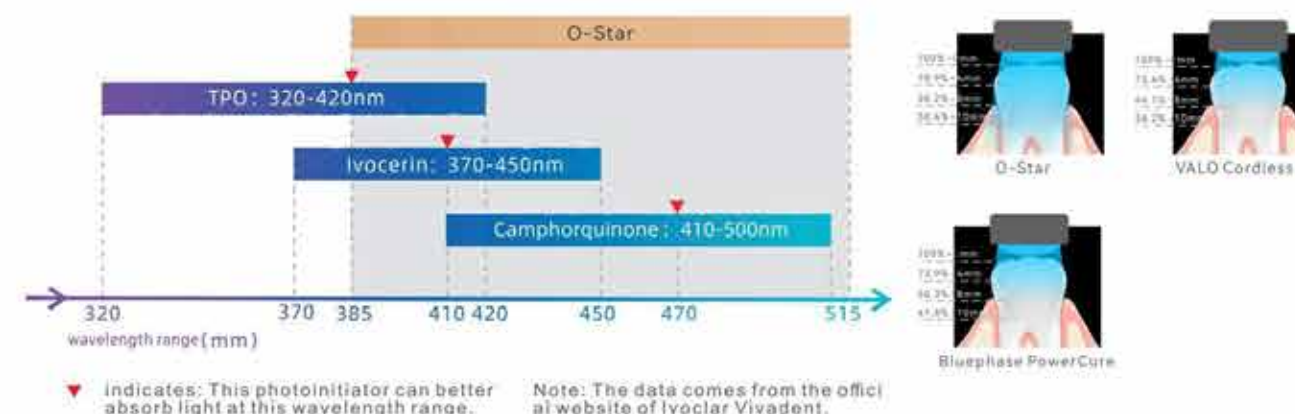
The LED will stop for 0.4s at an interval of 0.6s curing. When working in a cycle of treatment, it can effectively reduce heat generation, efficiently dissipate heat and ensure the comfort of diagnosis and treatment.
Time setting: 5s, 10s, 15s, 20s

Check Mode

This mode outputs a single purple light. When special glasses are worn, the cures are obviously orange-red.
Application: Detection of caries, calculus and cracked tooth



Wide Spectrum Curing Light can cure all resin materials on the market.



Uniform beam, Strong penetrability

Curing distance (cm)	Light source	Light spot length (mm)	Light spot width (mm)	Light spot area (mm ²)	Light spot area ratio	Light angle
5	VALO	41	41	1681		17.38°
	Woodpecker	38	38	1444	-14.1%	15.80°
	VAFU	50	50	2500	48.7%	21.75°
	Ivoclar Vivadent	87	87	5941.665	253.5%	37.95°

iLed II

More-focused light output

Wide spectrum High light intensity



1 SEC FOR CURING

iled^{plus}

Wide spectrum High light intensity Focused light

1SEC
FOR CURING

Bring you fresh experience

CONSTANT POWER OUTPUT

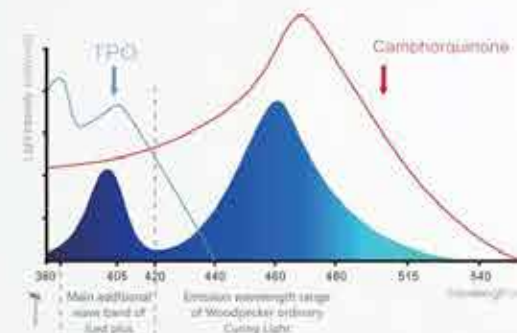
FLUID DESIGN

360° CURING

1 SEC. FOR CURING

Upgraded focused light output
Upgraded light intensity
Upgraded wide spectrum

iLed^{plus} Spectral Curve and Resin Spectral Absorptivity




Curing Expert

X-Cure



Irradiation of X-Cure



Model	0mm	1mm	2mm	3mm	4mm	5mm	6mm	7mm
X-Cure	100.0%	95.7%	89.7%	82.9%	77.8%	71.8%	67.5%	61.5%

ONECURE™

B-cure PLUS

Broad-spectrum LED Curing Light

More human-friendly design

3 seconds for curing

Ortho mode



Wide Spectrum Curing Light

LED.F PLUS

Updated with
wide-spectrum LED
(385-515nm)

Characteristic

Constant light intensity

3 SECONDS FOR CURING

Up to 1800mW/cm²
HIGH INTENSITY



LED.B

- Wireless.
- Time setting: 5s, 10s, 15s, 20s.
- Large capacity battery. A full charge can be used for more than 500 times continuously under 10s working time mode.
- Low standby power consumption with seventy days' standby time.
- Constant light intensity. The solidification effect is not affected by the consumption of remaining power.

Light intensity updated 5 seconds for curing



Industrial design patent No.: CN 200730092316.9

Power input AC100V-240V 50Hz/60Hz
 Light output 1000mW/cm²-1600mW/cm²
 Net weight 145g
 Dimensions 260mm×34mm×34mm

LED.D

- Wireless. The battery can be replaced.
- Three working modes: Full, Ramping, Pulse.
- Time setting: 5s, 10s, 15s, 20s, 25s, 30s, 35s, 40s.
- A full charge can be used for over 400 times. (10s/time)
- Constant light intensity, the solidification effect is not affected by the consumption of remaining power.
- With wire or wireless, it can run directly on commercial power supply whilst the battery runs out.

Light intensity updated 5 seconds for curing



Industrial design patent No.: CN 200930300230.X

Power input AC100V-240V 50Hz/60Hz
 Light output 850mW/cm²-1600mW/cm²
 Net weight 143g
 Dimensions 264mm×32mm×37mm

LED.C

- Wireless. The battery can be replaced.
- Three working modes: Full, Ramping, Pulse.
- Time setting: 5s, 10s, 15s, 20s.
- Large capacity battery. A full charge can be used for more than 400 times continuously under 10s working time mode.
- Low standby power consumption with forty days' standby time.
- Constant light intensity. The solidification effect is not affected by the consumption of remaining power.



Industrial design patent No.: CN 200830300501.7

Power input AC100V-240V 50Hz/60Hz
 Light output 1000mW/cm²-1200mW/cm²
 Net weight 120g
 Dimensions 263mm×Φ23mm

LED.H

- Metal shell, five colours optional.
- Wireless. The battery can be replaced.
- Three working modes: Full, Ramping, Pulse.
- Time setting: 3s, 5s, 10s, 15s, 20s, 25s, 30s, 35s, 40s.
- Large capacity battery.
- A full charge can be used for more than 500 times continuously under 10s working time mode.
- Low standby power consumption with seventy days' standby time.
- Constant light intensity.
- The solidification effect is not affected by the consumption of remaining power.



Industrial design patent No.: CN 201130176281.3

Power input AC100V-240V 50Hz/60Hz
 Light output 1000mW/cm²-1200mW/cm²
 Net weight 178g
 Dimensions 252mm×Φ25mm

LED.G (Built-in sealed)



- Sealed, connect to the dental unit.
- 10 seconds working time.
- Three working modes: Full, Ramping, Pulse.

Power input AC24V 50Hz/60Hz
 Light output 1000mW/cm²-1200mW/cm²
 Net weight 135g
 Dimensions 260mm×26mm×25mm


LED.Q (Built-in sealed)



- Sealed, connect to dental unit.
- Time setting: 10s, 20s, 30s.
- Working mode: Full.

Power input ~24V 50Hz/60Hz 0.4A Max
 Light intensity 1000mW/cm²-1200mW/cm²
 Net weight 127g
 Dimensions 248mm×26mm×26.5mm

MINI S Curing light



- Woodpecker, High Quality Manufactured.
- Comfortable ergonomic design.
- Simple one-button operation.
- More than 300 times 10-second cures.
- Constant light intensity output.

Battery 3.7V/1400mAh
 Dimensions 230mm×26mm×30mm
 Power Input ~100V-240V 50Hz/60Hz
 Power Output 4.2V 1A

LED.H ORTHO

A TOUCH AND DONE, ALL FOR ORTHO.

Rapid orthodontic 3 seconds for curing
 Intensity light 1,800mW/cm², only 3 seconds to solidify the bracket.

Beveled light guide
 Easy to touch any part of teeth, Can radiate vertically at any angles, especially suitable for posterior teeth

Continuous work time
 Full metal body for intelligent cooling system, preventing overheating after long-time work.

LIGHT HOOD



Woodpecker light hood is made of selected quality materials, rejecting Blue-ray injury.
 Studies prove that Blue-ray will cause macular degeneration to retina and eyes.

OPTICAL FIBER

Can be autoclaved under 135°C high temperature and 0.22Mpa high pressure, effectively avoiding cross infection.



BATTERY



Woodpecker lithium battery with CB certification, more reliable, no explosion.

Batteries on the market without sound charge management, easily cause explosion under high temperature, unguaranteed quality.

Batteries produced by unknown manufacturer will easily cause safety accidents. Please visit Woodpecker official website (www.ghwoodpecker.com), click on video and watch Battery High Temperature Test.